


GUIAS APM

Guías, formas y medidas.

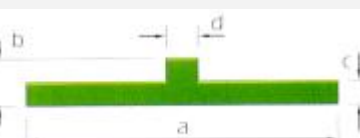
Perfiles Rectangulares



a	a	b	Peso*
1	32	3	92
2	40	3	115
3	45	3	130
4	50	3	144
5	104	3	300
6	20,4	3,1	61
7	28,8	3,2	89
8	70,5	3,3	224
9	20	4	77
10	40	4	154
11	50	4	192
12	30	5	144
13	25	6	144
14	34	6	196
15	36	6	208
16	44	6	254
70,5	70,5	6,3	427

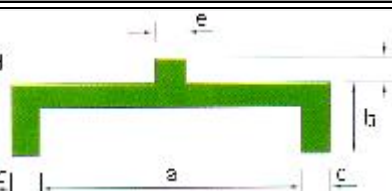
a	b	Peso*
35	8	269
50	8	384
60	8	461
80	8	615
30	10	288
68	10	653
100	10,4	999
25	12	288
32	12	369
25,3	12,5	305
92	13	1150
25	15	360
30	15	432
40	20	768
110	26	2745
30	30	864
35	35	1176
45	35	1513

Perfil "T"



a	b	c	d	Peso*
40	6	3	4	127
45	6	3	6	147
63,2	12	6	24,5	505
46,1	5,2	3,1	4,1	148
25,3	10,8	8	12,1	227

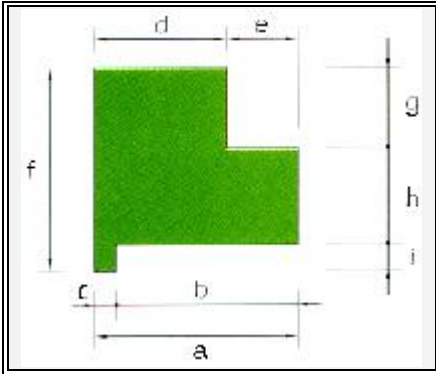
Perfil "UT"



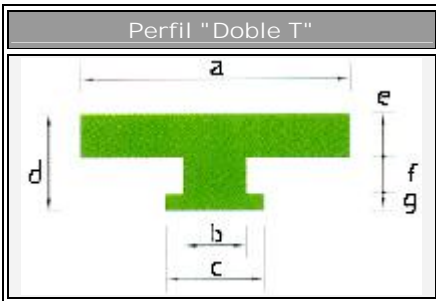
a	b	c	d	e	f	Peso*
34	9,3	3,7	3,2	4	3,2	187
38	9,3	3,7	3,2	4	3,2	196
45	9	5	3	22	2,5	270

Perfil "L Cadena"

a	b	c	d	e
23	20,5	2,5	15	8

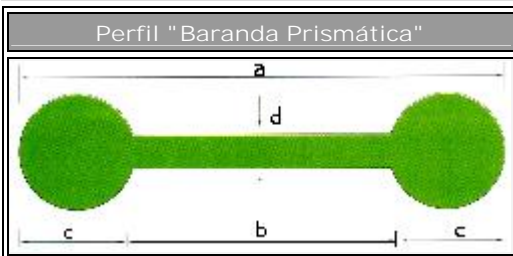


f	g	h	i	Peso*
23	9	11	3	380

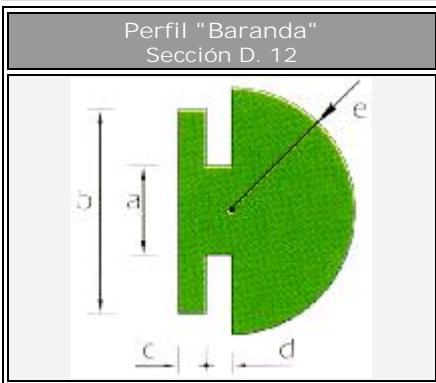


a	b	c	d
30	7	11	11
20	7	11	11

e	f	g	Peso*
5	4	2	190
5	4	2	150



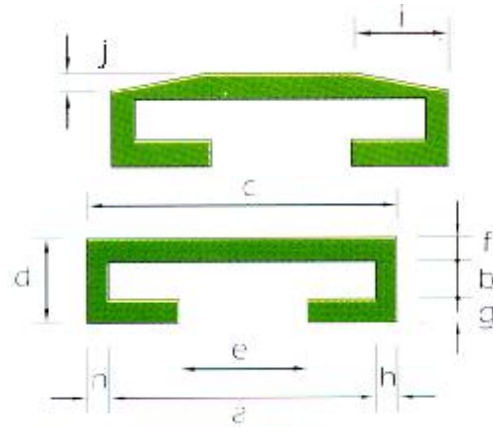
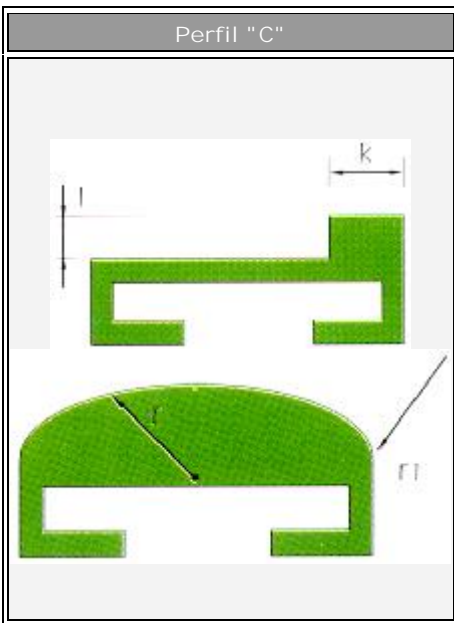
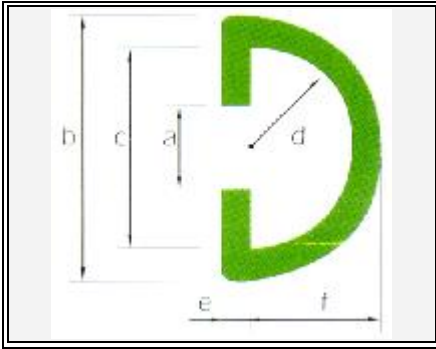
a	b	c	d	Peso*
84	44,8	19,6	6	837



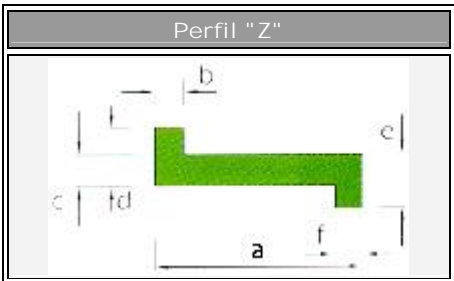
a	b	c	d	e	Peso*
8,70	20	2,80	2,40	12	268



a	b	c	d	e	f	Peso*
8,70	28	21	10,50	3,10	14	168




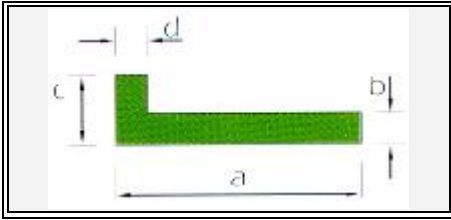
a	b	c	d	e	f	g	h	i	j	k	l	r	r1	Peso*
26	26	32	34	21	5	3	3	-	-	-	-	-	-	336
3,5	25,4	13	34,8	3,5	5	3	3,32	-	-	-	-	-	-	270
43,7	8	52	15	31,7	4	3	4	-	-	-	-	-	-	360
45,6	6,2	51,6	12,2	40,6	3	3	3	-	-	-	-	-	-	550
52	6,8	61	12,3	40,5	3	2,5	4,5	-	-	-	-	-	-	281
47	3	50,7	9	26	3	3	2	8	1,5	-	-	-	-	225
33	5	39	16,5	26,5	8	3,5	3	-	-	-	-	29	6	270
25	3,5	29	8	12	2,25	2,25	2	-	-	7	4	-	-	140



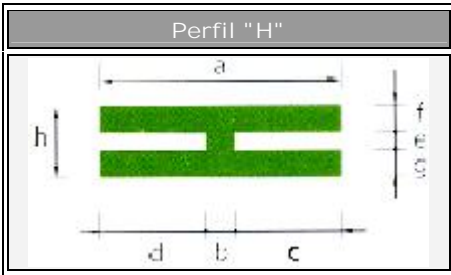
a	b	c	d	e	f	Peso*
21,8	3,1	3,3	6,1	3,3	2,9	85
39	3	3	6	3	2,9	130
20,5	3,1	3,1	5,2	3,1	3,1	60
26	3	3,8	6,6	3,8	6	120



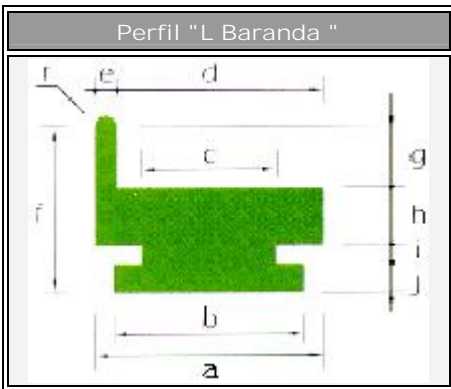
a	b	c	d	Peso*
23,5	3	6,7	3,1	77
26	5	26	5	226
26	8	26	8	361



a	b	c	d	e	Peso*
51,4	9	3	3,5	58,4	130
102	9	3,2	3,4	109	373
10	15	5	5	20	192
11	23,5	3,8	4	19	221
32	9	4	4	40	192
43	15	3	3	49	230



a	b	c	d	e	f	g	h	Peso*
26	3	7	16	1,8	3	3	7,8	155
50	25	12,5	12,5	1,5	5	3,5	10	445

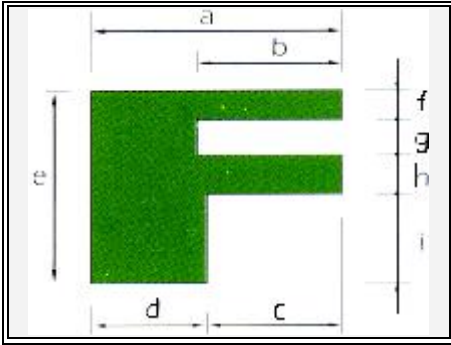


a	b	c	d	e	f
24	20	8,5	21,7	6	17,5

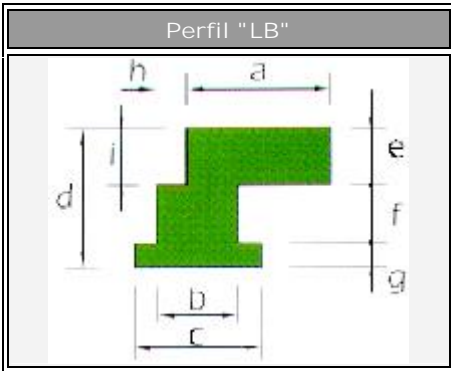
g	h	i	j	k	Peso*
6,5	6	2	3	1	275



a	b	c	d	e
26	15	14	12	20,2




f	g	h	i	Peso*
3	3,6	4	9,6	315



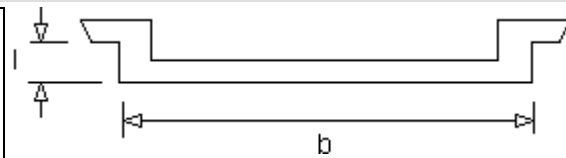
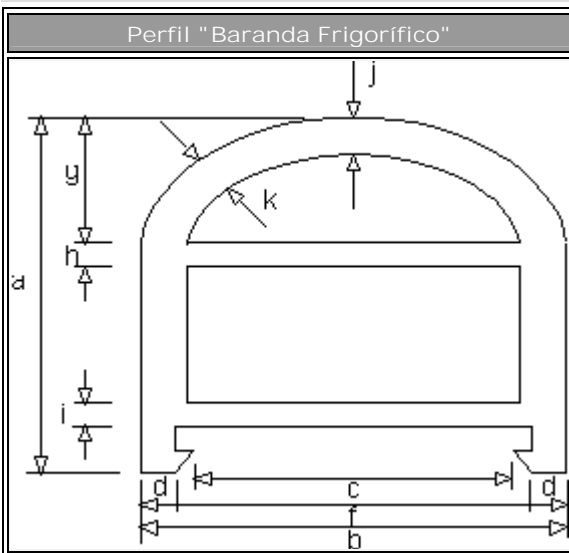
a	b	c	d	e
12,5	7	11	12	5

f	g	h	i	Peso*
5	2	2,5	2,5	126



a	b	c	d	e
25	10	7,5	2,5	5

f	g	h	i	Peso*
5	5	5	5	240

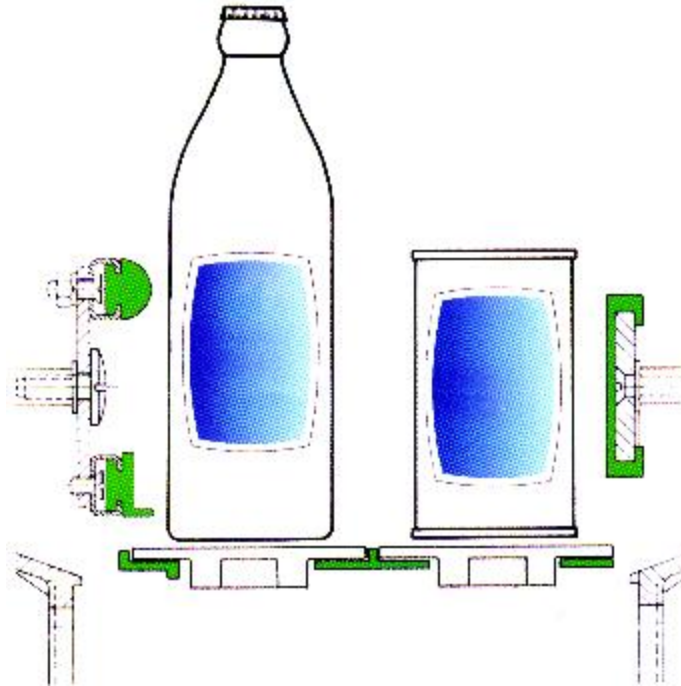


a	b	c	d	e	f
70	70	55	4	54	61,5

g	h	i	j	k	l	Peso*
26	3	7	16	1,8	3	3
50	25	12,5	12,5	1,5	5	3,5

*Peso= El peso aproximado en grs. por mts.

abcdefghijkl= medidas en mm.



Propiedades

Espesor y Peso de las Planchas

Propiedades químicas

Los datos suministrados son a título informativo, nos reservamos el derecho de producir modificaciones sin previo aviso.
